
















## Art Knowledge Organiser – Pablo Picasso

About the Artist		Key Vocabulary					
<p style="text-align: center;"><b>Born:</b> October 25, 1881 in Malaga, Spain <b>Died:</b> April 8, 1973 in Mougins, France</p> <p>Pablo Ruiz Picasso was a Spanish painter, sculptor, printmaker, poet, playwright who spent most of his adult life in France.</p> <p>He was born as the son of the painter and teacher José Ruiz Blasco and his wife María Picasso López.</p> <p>He is regarded as one of the most influential artists of the 20th century.</p> <p>He is best known as the co-founder of cubism.</p> <p>Picasso could draw and paint when he was very young. His first word was <i>lapiz</i>, the Spanish word for "pencil".</p> <p>At the age of eight, Picasso created his first oil painting called "The Picador".</p> <p>The start of the Cubism period is dated to the year 1909 and ended around 1912. This period was inspired by the French painter Paul Cezanne. This period is called <i>Cubism</i> because he often painted cubes. During this time, Pablo Picasso preferred to paint musical instruments and still-life objects. He also painted his friends.</p> <p>Picasso had his first exhibition in the United States in 1911. One year later in 1912, he had his first exhibition in Great Britain.</p>	<table border="1" style="width: 100%; border-collapse: collapse;"> <tr> <td style="width: 50%; padding: 5px; vertical-align: top;"> <p>Cubism</p> <p>Co-founder</p> <p>Contrasts</p> <p>Replicate</p> </td> <td style="width: 50%; padding: 5px; vertical-align: top;"> <p>A work of art is cubist when the artist opts to break up objects and re-assemble them in abstract and geometric form.</p> <p>Two or more people who created something together</p> <p>The state of being strikingly different to something else.</p> <p>To make an exact copy of.</p> </td> </tr> </table>	<p>Cubism</p> <p>Co-founder</p> <p>Contrasts</p> <p>Replicate</p>	<p>A work of art is cubist when the artist opts to break up objects and re-assemble them in abstract and geometric form.</p> <p>Two or more people who created something together</p> <p>The state of being strikingly different to something else.</p> <p>To make an exact copy of.</p>				
<p>Cubism</p> <p>Co-founder</p> <p>Contrasts</p> <p>Replicate</p>	<p>A work of art is cubist when the artist opts to break up objects and re-assemble them in abstract and geometric form.</p> <p>Two or more people who created something together</p> <p>The state of being strikingly different to something else.</p> <p>To make an exact copy of.</p>						
<p><b>Legacy</b></p> <p>Today, Pablo Picasso is considered the greatest artist of the 20th century. Many people consider him to be one of the greatest in all of art history. He painted in a number of different styles and created many unique contributions to the world of art. Near the end of his life he painted a number of self-portraits. One of his last works of art was a self-portrait done with crayon on paper entitled <i>Self-Portrait Facing Death</i>. He died a year later at the age of 91 on April 8, 1973.</p>	<table border="1" style="width: 100%; border-collapse: collapse;"> <tr> <td style="width: 33%; padding: 5px; text-align: center;"> <p style="background-color: #4CAF50; color: white; padding: 2px;">Blue Period 1901-1904</p>  <p style="background-color: #4CAF50; color: white; padding: 2px;">Neoclassical</p> </td> <td style="width: 33%; padding: 5px; text-align: center;"> <p style="background-color: #4CAF50; color: white; padding: 2px;">Cubism 1907-1921</p>  </td> <td style="width: 33%; padding: 5px; text-align: center;"> <p style="background-color: #4CAF50; color: white; padding: 2px;">Rose Period 1904-1906</p>  <p style="background-color: #4CAF50; color: white; padding: 2px;">Surrealism</p> </td> </tr> <tr> <td style="width: 33%; padding: 5px; text-align: center;">  </td> <td style="width: 33%; padding: 5px; text-align: center;">  </td> <td style="width: 33%;"></td> </tr> </table>	<p style="background-color: #4CAF50; color: white; padding: 2px;">Blue Period 1901-1904</p>  <p style="background-color: #4CAF50; color: white; padding: 2px;">Neoclassical</p>	<p style="background-color: #4CAF50; color: white; padding: 2px;">Cubism 1907-1921</p> 	<p style="background-color: #4CAF50; color: white; padding: 2px;">Rose Period 1904-1906</p>  <p style="background-color: #4CAF50; color: white; padding: 2px;">Surrealism</p>			
<p style="background-color: #4CAF50; color: white; padding: 2px;">Blue Period 1901-1904</p>  <p style="background-color: #4CAF50; color: white; padding: 2px;">Neoclassical</p>	<p style="background-color: #4CAF50; color: white; padding: 2px;">Cubism 1907-1921</p> 	<p style="background-color: #4CAF50; color: white; padding: 2px;">Rose Period 1904-1906</p>  <p style="background-color: #4CAF50; color: white; padding: 2px;">Surrealism</p>					
							
<p style="text-align: center;"><b>Set yourself a target! By the end of this topic, what do you want to achieve?</b></p> <div style="border: 1px solid black; height: 40px; margin-top: 5px;"></div>		<p>Did you achieve your target? Yes / No</p>					

## LI: To Learn about great artists, architects and designers in history.

About the Artist
<b>Born:</b> October 25, 1881 in Malaga, Spain <b>Died:</b> April 8, 1973 in Mougins, France
Pablo Ruiz Picasso was a Spanish painter, sculptor, printmaker, poet, playwright who spent most of his adult life in France.
He was born as the son of the painter and teacher José Ruiz Blasco and his wife María Pícasso López.
He is regarded as one of the most influential artists of the 20th century.
He is best known as the co-founder of cubism.
Picasso could draw and paint when he was very young. His first word was <u>lápiz</u> , the Spanish word for "pencil".
At the age of eight, Picasso created his first oil painting called "The Picador".
The start of the Cubism period is dated to the year 1909 and ended around 1912. This period was inspired by the French painter Paul Cézanne. This period is called <i>Cubism</i> because he often painted cubes. During this time, Pablo Picasso preferred to paint musical instruments and still-life objects. He also painted his friends.
Picasso had his first exhibition in the United States in 1911. One year later in 1912, he had his first exhibition in Great Britain.

<https://www.bbc.co.uk/bitesize/clips/zq34wmn>

1. Where was Picasso born?
2. How old was Picasso when he painted his first painting?
3. Explain why the period 'cubism' is called this.



Scan the QR code to watch the video biography of Pablo Picasso's life.

**Q: Write one thing you've learnt about Picasso.**

---

---

LI: To explore colours, contrast, shapes etc of Picasso's work.



What do you think of the drawing above? Look at how he has used colour... How many colours can you see? What objects are in the picture?

LI: To explore colours, contrast, shapes etc of Picasso's work.



This painting is called, "A bowl of fruit, a violin and bottle"

Can you see any of these in the painting?

Where?

Why is it difficult to see them?

Why might Picasso have decided to do this?

LI: To explore colours, contrast, shapes etc of Picasso's work.



"The three dancers"

Can you spot the three dancers?


What is strange about this painting of people?

Why might Picasso have drawn people this way?

LI: To make careful observations of Picasso's work.

Work with your partner to decide what this painting might be called.

Why do you think that? What can you see? Describe the painting.



**Choose an area and copy it in your book.**

LI: To make careful observations of Picasso's work.

**Annotate the pictures - What is the same? What is different?**

Blue Period 1901-1904



Rose Period 1904-1906



Cubism 1907-1921



Neoclassical



Surrealism



**How do the styles change?**

**How are the styles similar?**

**If you are finished, get an iPad and find facts about Pablo Picasso. Write them in your books.**

# Reflection

## What BLPs have you used?



In this lesson I have been \_\_\_\_\_ and  
I need more help with \_\_\_\_\_



In this lesson I have been \_\_\_\_\_ and  
I am starting to understand \_\_\_\_\_



In this lesson I have been \_\_\_\_\_ and  
I feel I understand \_\_\_\_\_

## LI: Look at the work of Pablo Picasso and explore the contrasts, colours, shapes etc.

### Fact File: Pablo Picasso

#### **Who was Pablo Picasso?**

Pablo Picasso was a famous artist from Spain. He was born in 1881 and died in 1973. He loved to draw and paint from a young age.

#### **What was he famous for?**

Picasso is famous for helping to create a new style of art called Cubism. In Cubism, pictures were made using shapes, like squares and triangles. His art often looked different from real life, but it made people think!

#### **Did he only paint?**

No! Picasso also made sculptures and ceramics (pots and plates). He was very creative and loved trying new things.

#### **A fun fact:**

Picasso could draw before he could talk, and his first word was "pencil" in Spanish!

#### **Questions**

##### **1. What country was Pablo Picasso from?**

Pablo Picasso was from...

##### **2. What is the name of the art style Picasso helped create?**

The art style Picasso helped create is called...

##### **3. Why do you think Picasso liked using shapes in his pictures?**

I think Picasso liked using shapes because...

**Who is this man?**



**What is he famous for?**



Here are some examples of Pablo Picasso's art.

. How are they different to artwork you may have seen before?



.What shapes does he use?


. What colours does he use?



. How do they make you feel and why?

## Task

You are going to use the ipads to research Pablo Picasso and create a 'creative factfile' on him, his art and his life.



## You must include:

- . Date of birth /death
- . Place of birth
- . Facts about his early life
- . Facts about his career
- . What are some of his most famous pieces of art?
- . Any other facts

**Images of PP need to be stuck in books for this.**

## Pablo Picasso

**Date of Birth:** 25 October 1888- 8 April 1973 (aged 91)

**Place of Birth:** Málaga, Spain



### **Early Life**

Pablo Picasso showed a love for drawing from a very young age. In fact, his first word was “piz,” which is short for “pencil” in Spanish! His father, who was an art teacher, noticed Pablo’s talent early on and began teaching him how to draw and paint. By the time Pablo was just 9 years old, he had already painted his first picture. When he was 13, his father was so impressed with his skills that he gave up painting himself, believing Pablo had become even better than him!

**Did you know?** Picasso had a very long name-23 words in total!

### **Career**

Picasso grew up to become one of the most famous artists in the world. He didn’t just paint—he also made sculptures, drawings, and even designed costumes and sets for plays. He helped create a new style of art called Cubism, which used shapes and lines to show people and objects in a different way. **Did you know?** He created more than 20,000 pieces of art during his lifetime, which is more than most artists ever made. Picasso loved to experiment and try new things, and he kept creating art throughout his long life. He worked in many different styles and is known for always being creative and original.

### **Famous Artworks**


Some of Picasso’s most well-known paintings include Guernica, which shows the sadness of war, and The Weeping Woman, which uses shapes and colours to show a woman crying. Another famous piece is Girl Before a Mirror, which shows a girl looking at her reflection in a very colourful and unusual way. These artworks are still studied and admired by people all over the world today.

Picasso once said, “Every child is an artist,” and he truly believed that everyone could make art in their own way.

Name:

Date of birth and death:

Place of birth:



Now begin writing facts about his life, start with his early life/school life.

Paragraph about his career, how it started, how he became successful.

Paragraph about his most famous pieces of art.

**Include did you know facts throughout.**

# Reflection

## What BLPs have you used?



In this lesson I have been \_\_\_\_\_ and  
I need more help with \_\_\_\_\_



In this lesson I have been \_\_\_\_\_ and  
I am starting to understand \_\_\_\_\_



In this lesson I have been \_\_\_\_\_ and  
I feel I understand \_\_\_\_\_

## LI: To answer inference questions from a text.

Reading 13:20-13:30

His mother once told him when he was a child that "If you become a soldier, you'll be a general. If you become a monk you'll end up as the pope."

1. What does it mean?

---

---

2. Why did she say this to Picasso?

---

---

LI: To develop techniques to produce own painting in Picasso's style.

Create your own interpretation of Picasso's work. Use cut outs from pictures to create your image. Stick them together.



**Sketch your  
strange creation.**



What colours will you use?  
Think about what emotions the colours represent.  
What techniques have you used?

I have created a picture from the \_\_\_\_\_ period in Picasso's style. I chose this period because I like \_\_\_\_\_ I used cut out images to create my design, then I sketched it. I will colour it using \_\_\_\_\_ to show the emotions \_\_\_\_\_  
My design is like Picasso's work because \_\_\_\_\_

# Reflection

## What BLPs have you used?



In this lesson I have been \_\_\_\_\_ and  
I need more help with \_\_\_\_\_



In this lesson I have been \_\_\_\_\_ and  
I am starting to understand \_\_\_\_\_



In this lesson I have been \_\_\_\_\_ and  
I feel I understand \_\_\_\_\_

## LI: Make careful observations of Pablo Picasso's work and paintings.

Pablo Picasso was an artist who loved to try new ideas. He painted pictures using shapes, lines and bright colours. Sometimes, people in his paintings had square faces or eyes in the wrong place! Picasso wanted people to think and feel something when they looked at his art. One of his most famous styles was called Cubism. In Cubism, he used lots of shapes to show people, animals and places in a different way.

Picasso also liked painting sad or serious pictures. In his "Blue Period", he used cold colours like blue and grey to show how people were feeling. He once painted a picture of an old man playing a guitar in shades of blue. Can you imagine how that painting might make you feel?

### **Questions**

**1. What shapes did Picasso often use in his paintings?**

Picasso used...

**2. What do you think the colours in Picasso's Blue Period show?**

I think the colours show...

**3. What is the name of the style Picasso helped create?**

The style is called...

**4. Why do you think Picasso painted people with square faces or eyes in the wrong place?**

I think Picasso did this because...

**5. Imagine you are looking at a painting full of blue colours. How might it make you feel and why?**


It might make me feel... because...

## How to Make Careful Observations

When you look at a painting, take your time. Look closely at the colours, shapes, and lines. Ask yourself:

- What do I see first?
- How do the colours make me feel?
- Are the shapes or people realistic or different?


You can also look at where things are placed and how big or small they are. These clues help you understand what the artist wanted to show.




**What do you notice about this picture?**



**Similarities**



**Differences**



**LI: Look at the work of the artist and develop his techniques to produce your own replicating style.**





**What shapes and colours do you see?**



**What shapes and colours do you see?**

## Task

You are going to pick one of the portraits below and stick it into your sketchbook. Then you are going to use the oil pastels and your knowledge of Pablo Picasso, to recreate the portrait in his style



# Reflection

## What BLPs have you used?



In this lesson I have been \_\_\_\_\_ and  
I need more help with \_\_\_\_\_



In this lesson I have been \_\_\_\_\_ and  
I am starting to understand \_\_\_\_\_



In this lesson I have been \_\_\_\_\_ and  
I feel I understand \_\_\_\_\_

## LI: To create a self-portrait in the style of Pablo Picasso

### Use Shapes

- Try using **squares**, **triangles**, and **circles** to make your face, eyes, nose and mouth.
- It's okay if they don't look real!

### Change the Position

- Put one **eye higher** or your **nose to the side**.
- Picasso didn't always put things where they usually go!

### Use Bright or Cool Colours

- Use **bright colours** like red, yellow, or green for a fun look.
- Or try **blue and grey** for a sad feeling, like Picasso's Blue Period.

### Mix Front and Side Views

- Try showing **your face from the front** and **your nose from the side**—at the same time!

### Be Creative and Have Fun!

- Picasso didn't try to be perfect—he tried to be **different** and **interesting**.

# Reflection

## What BLPs have you used?



In this lesson I have been \_\_\_\_\_ and  
I need more help with \_\_\_\_\_



In this lesson I have been \_\_\_\_\_ and  
I am starting to understand \_\_\_\_\_



In this lesson I have been \_\_\_\_\_ and  
I feel I understand \_\_\_\_\_

L.I: To produce a large scale painting in the style of Pablo Picasso.